

## FRP MOULD GRATING

MaxGrate FRP Molded grating is manufactured in an open, heated mold system by our skilled workers. Continuous E-glass roving is laid in the mold in alternating layers and completely wetted out with resins. This continuous process produces an integral plates which provides excellent corrosion resistance as well as bi-directional strength.

MaxGrate offers its molded grating lines in a choice of five resin systems and a number of different molds available in a wide range of panel sizes, thickness and mesh patterns, assuring to meet variety requirements of each custom's applications.

### Material used:

- Continuous fiberglass E-glass direct roving.
- Five resin systems for option to meet your applications.
- AL(OH)<sub>3</sub> powder as the stuffing material to flame retardant.

### Features:

- Excellent Corrosion and Chemical Resistance
- Great tensile strength and impact resistance
- Slip resistance
- Light weight
- Fire Retardant
- Electric insulation
- Easy installation and fabrication
- Anti-aging and Long life service
- Beautiful and colorful for option
- Low maintenance



## Resin System

MaxGrate offers a choice of five resin systems for square mesh moulded grating to accommodate different requirements of each custom application, all MaxGrate resin systems have a **class 1 flame spread rating of 25 or less per ASTM E-84**.

RESIN TYPE	RESIN BASE	DESCRIPTION	CORROSION RESISTENCE	FLAME SPREAD RATING	USAGE TEMP °C
<b>O</b>	ORTHOPHTHALIC POLYESTER	MORDERATE GRADE CORROSION RESISTANCE FIRE RETARDANT	GOOD	ASTM E-84 CLASS 1 25 OR LESS	-50 - 60
<b>I</b>	ISOPHTHALIC POLYESTER	INDUSTRIAL CORROSION RESISTANCE FIRE RETARDANT	VERY GOOD	ASTM E-84 CLASS 1 25 OR LESS	-50 - 90
<b>IF</b>	ISOPHTHALIC POLYESTER	FOOD GRADE CORROSION RESISTANCE FIRE RETARDANT	VERY GOOD	ASTM E-84 CLASS 1 25 OR LESS	-50 - 90
<b>V</b>	VINYL ESTER	SUPERIOR CORROSION RESISTANCE FIRE RETARDANT	EXCELLENT	ASTM E-84 CLASS 1 25 OR LESS	-50 - 110
<b>VH</b>	VINYL ESTER	SUPERIOR CORROSION RESISTANCE HIGH FIRE RETARDANT	EXCELLENT	ASTM E-84 CLASS 1 10- OR LESS	-50 - 110

## Normal Grating Surface


When the panel naturally cured, the surface shall have a concave surface for slip resistance. A standard grit surface is made through a secondary operation by sanding silica sand on the top surface of grating to provide long lasting slip resistant surface.

**C-Concave Surface**




FRP gratings naturally in concave surfaces, so as to slip resistance.

**G-Gritted Surface**



FRP gratings with sanding surface have super anti-slip characteristic .

**S-Smooth Surface**



FRP grating with polished smooth surface have beauty appearance

## Covered Grating Surface

MaxGrate Covered Grating is a one-piece molded grating, combining the solid surface of plate on the top of molded grating. Covered grating is ideal for applications where require no open mesh of the grating. Whether over a food process or for reducing fumes and odors, covered grating meets the needs for solid surface decking that is both corrosion resistant and slip resistant. It is also used in areas where cart wheels or shoe heels might have difficulty if over standard open mesh grating.

Covered grating is available in a variety of thickness. **Standard plate thickness is 3mm**, other thickness is available as per customer's special request .

**GC-Gritted Covered**



The gritted top covered surface can not only anti skid but also enhance the strength.

**DC-Decorative Covered**



The decorative pattern surface makes the FRP gratings anti-skid and more beautiful.

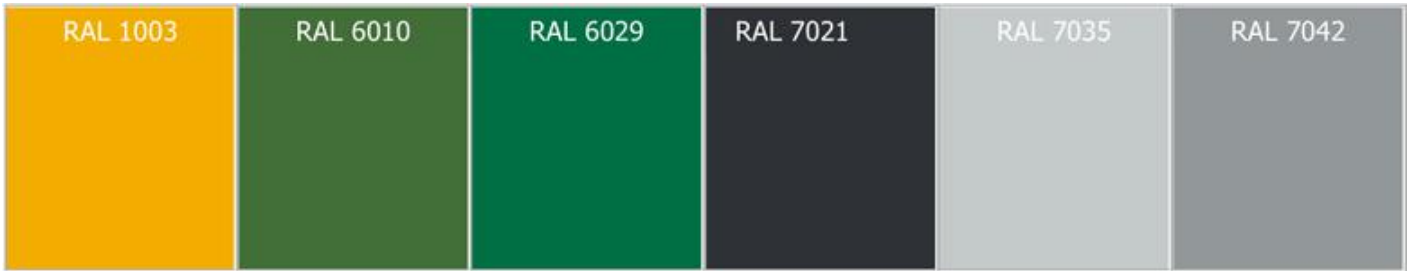
**SC-Smooth Cover**



The smooth solid top grating is flat and non slid resistance .

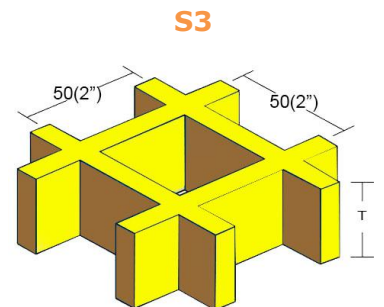
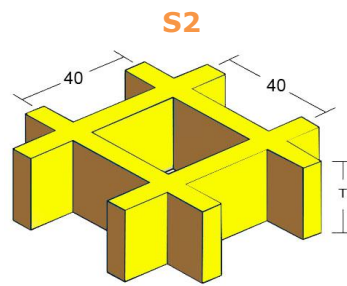
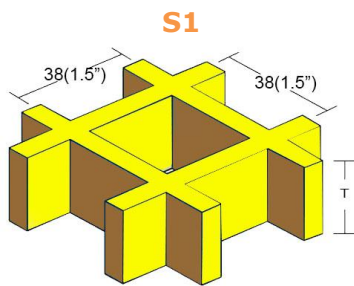
## Rich Color for Option

MaxGrate offers wide color selections for FRP molded grating as well as covered grating. The followings are some of the most popular color that we may have stock and keeping continuously production. We can closely match any color in the **Ral Color Chart** Page or provided color chips.



## Specification

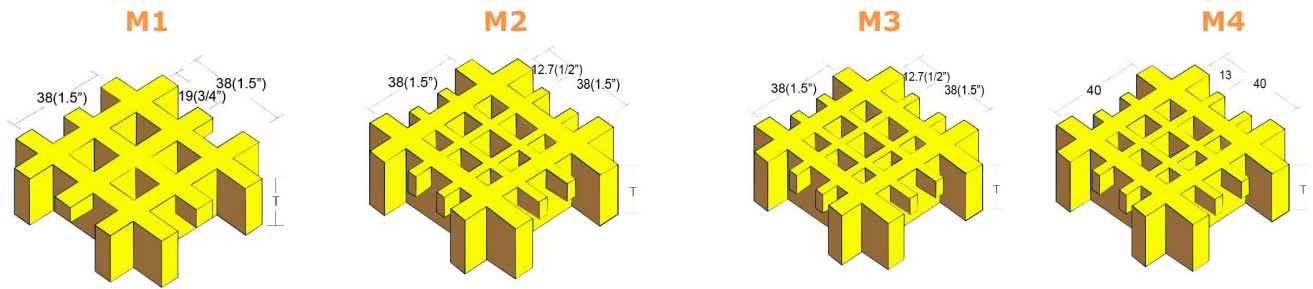
### Square mesh



### Specifications In Metric Units

Item No.	Mesh Size (mm)	Thickness T(mm)	Bar thickness Top/bottom(mm)	Standard Panel Size (mm)	Open rate (%)	Weight (Kg/m <sup>2</sup> )
S1T13	38x38	13	6.0/5.0	1220x3660,1220x2440,915x3050	78	6.0
S1T15	38x38	15	6.0/5.0	1220x3660,1220x2440,915x3050	75	7.0
S1T25	38x38	25	6.5/5.0	1220x3660,1220x2440,915x3050,1000x2000,1000x3000,1000x4038	68	12.3
S1T30	38x38	30	6.5/5.0	1220x3660,1220x2440,915x3050,1000x2000,1000x3000,1000x4038	68	14.6
S1T38	38x38	38	7.0/5.0	1220x3660,1220x2440,915x3050,1524x3050,1000x3000,1000x4038	68	19.5
S1T50H	38x38	50	9.5/7.5 Heavy duty	1220x3660,1220x2440,915x3050	56	42
S1T63H	38x38	63	10.5/8.5 Heavy duty	1220x3660,1220x2440	54	50.4
S2T25	40x40	25	7.0/5.0	1007x3007,1007x4047,1247x4047	67	12.3
S2T30	40x40	30	7.0/5.0	1007x3007,1007x4047,1247x4047	67	14.6
S2T40	40x40	40	7.0/5.0	1007x3007,1007x4047,1247x4047	67	19.5
S3T25	50x50	25	7.0/6.0	1220x3660,1220x2440,915x3050	78	11.5
S3T50	50x50	50	8.0/6.0	1220x3660,1220x2440,915x3050	78	23.5
S3T63	50x50	63	8.3/6.0	1225x3660,1225x2440,915x3050	78	28.8

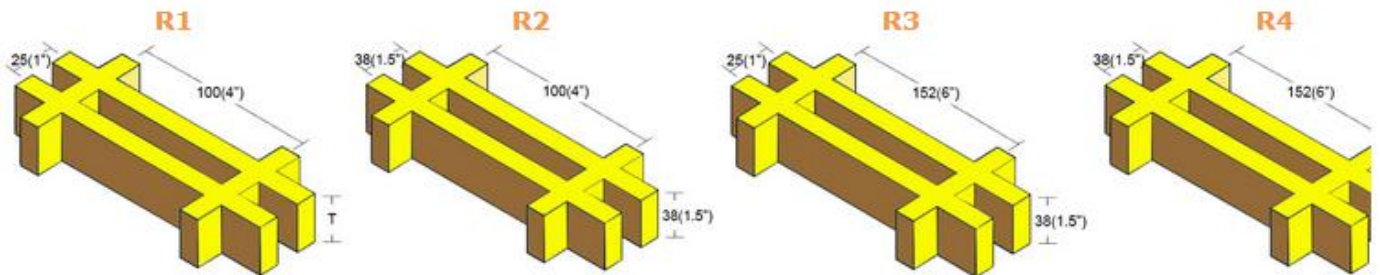
## Mini mesh



### Specifications In Metric Units

Item No.	Mesh Size (mm)	Thickness (mm)	Bar thickness Top/bottom(mm)	Standard Panel Size (mm)	Open rate (%)	Weight (Kg/m <sup>2</sup> )
M1T25	19x19/38x38	25	6.5/5.0	1220x3660,1220x2440,915x3050	30	16.8
M1T30	19x19/38x38	30	6.5/5.0	1220x3660,1220x2440,915x3050	30	19.0
M1T38	19x19/38x38	38	6.5/5.0	1220x3660,1220x2440,915x3050, 1000x4038,1000x3000	30	23.5
M2T30	20x20/40x40	30	7.0/5.0	1007x3007,1007x4047,1247x4047	42	18.0
M2T40	20x20/40x40	40	7.0/5.0	1007x3007,1007x4047,1247x4047	42	23.7
M3T30	12.7x12.7/38x38	30	7.5/4.5/6.0	1220x3660,1220x2440,915x3050	30	22
M4T25	13x13/40x40	25	6.5/4.5/6.0	1007x3007,1007x4047,1247x4047	30	17.8
M4T30	13x13/40x40	30	6.5/4.5/6.0	1007x3007,1007x4047,1247x4047	30	18.8
M4T38	13x13/40x40	38	6.5/4.5/6.0	1007x3007,1007x4047,1247x4047	30	23.8

## Rectangular Mesh



### Specifications In Metric Units

Item No.	Mesh Size (mm)	Thickness (mm)	Bar thickness Top/bottom(mm)	Standard Panel Size (mm)	Open rate (%)	Weight (Kg/m <sup>2</sup> )
R1T25	25x100	25	7.0/5.0	1220x3660,1220x2440,915x3050	67	13.8
			7.0/5.5	1007x3007,1007x4007	67	13.0
R1T25H	25x100 Heavy duty	25	7.0/5.5	1220x3660,1220x2440,915x3050	52	19.5
R1T30	25x100	30	7.0/5.5	1007x3007,1007x4007	67	15.6
R1T38	25x100	38	8.0/6.0	1220x3660	62	22.5
R2T38	38x100	38	8.0/6.0	1220x3660	65	16.4
R3T38	25x152	38	9.0/6.5	1220x3660,1220x2440,915x3050	63	22.5

R4T38	38x152	38	8.0/6.0	1220x3660,1220x2440,915x3050	67	15.9
-------	--------	----	---------	------------------------------	----	------

## How to order Catalogue Number

**M**   S1   T38   P2   O   G   GN1

Mesh size	
S1	38x38mm(1.5"x1.5")
S2	40x40mm
S3	50x50mm(2"x2")
M1	19x19/38x38mm(3/4"x3/4"/1.5"x1.5")
M2	20x20/40x40mm
M3	12.7x12.7/38x38mm(1/2"x1/2"/1.5"x1.5")
M4	13x13/40x40mm
R1	25x100mm(1"x4")
R2	38x100mm(1.5"x4")
R3	38x100mm(1.5"x4")
R4	38x152mm(1.5"x6")
O	Others *

Thickness	
T15	15mm(0.5")
T25	25mm(1")
T38	38mm(1.5")
T40	40mm
T50	50mm(2")
T63	63mm(2.5")
T50H	50mm(2") Heavy Duty
T63H	63mm(2.5") Heavy Duty
O	Others *

Standard panel size	
P1	1220x3660mm(4'x12')
P2	1220x2440mm(4'x8')
P3	915x3050mm(3'x10')
P4	1000x2000mm
P5	1000x3000mm
P6	1000x4038mm
P7	1007x3007mm
P8	1007x4007mm
O	Others *

Color-Ral No.	
GN1	GREEN RAL6029
GN2	GREEN RAL6010
GY1	DARK GREY RAL7021
GY2	GREY RAL7042
GY3	LIGHT GREY RAL7035
YE1	YELLOW RAL1003
YE2	YELLOW RAL1018
BU	BLUE RAL5005
RD	RED RAL3020
O	Others *

Surface type	
C	Concave surface
G	Gritted surface
S	Smooth surface
CS	Smooth Covered surface
CG	Gritted Covered surface
CD	Decorative Covered surface

Resin system	
O	Type-O,Ortho resin
I	Type-I, Iso Resin
IF	Type-IF,Food grade Iso resin
V	Type-V,Vinyl ester resin
VH	Type-VH,VE with high fire resistant

For example:

**MS1T38P2OGGN1**: Molded FRP grating, Square mesh 38x38mm(1.5"x1.5"), thickness 38mm, panel size 1220x2440mm(4'x8'), Ortho resin, Gritted surface, Color Green RAL6029.